


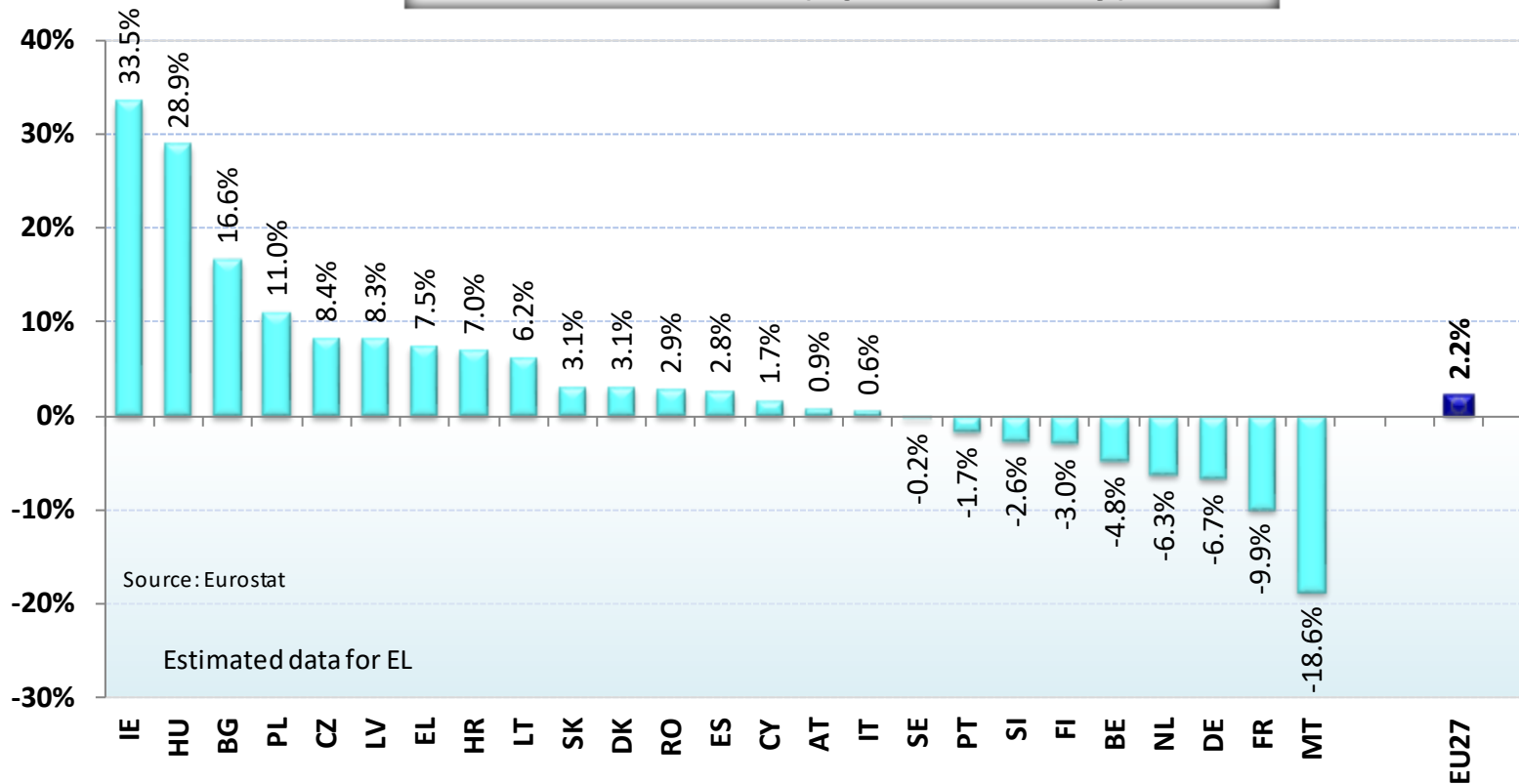
Market Situation for Poultry

CMO GREX on Animal Products – *23 April 2026*



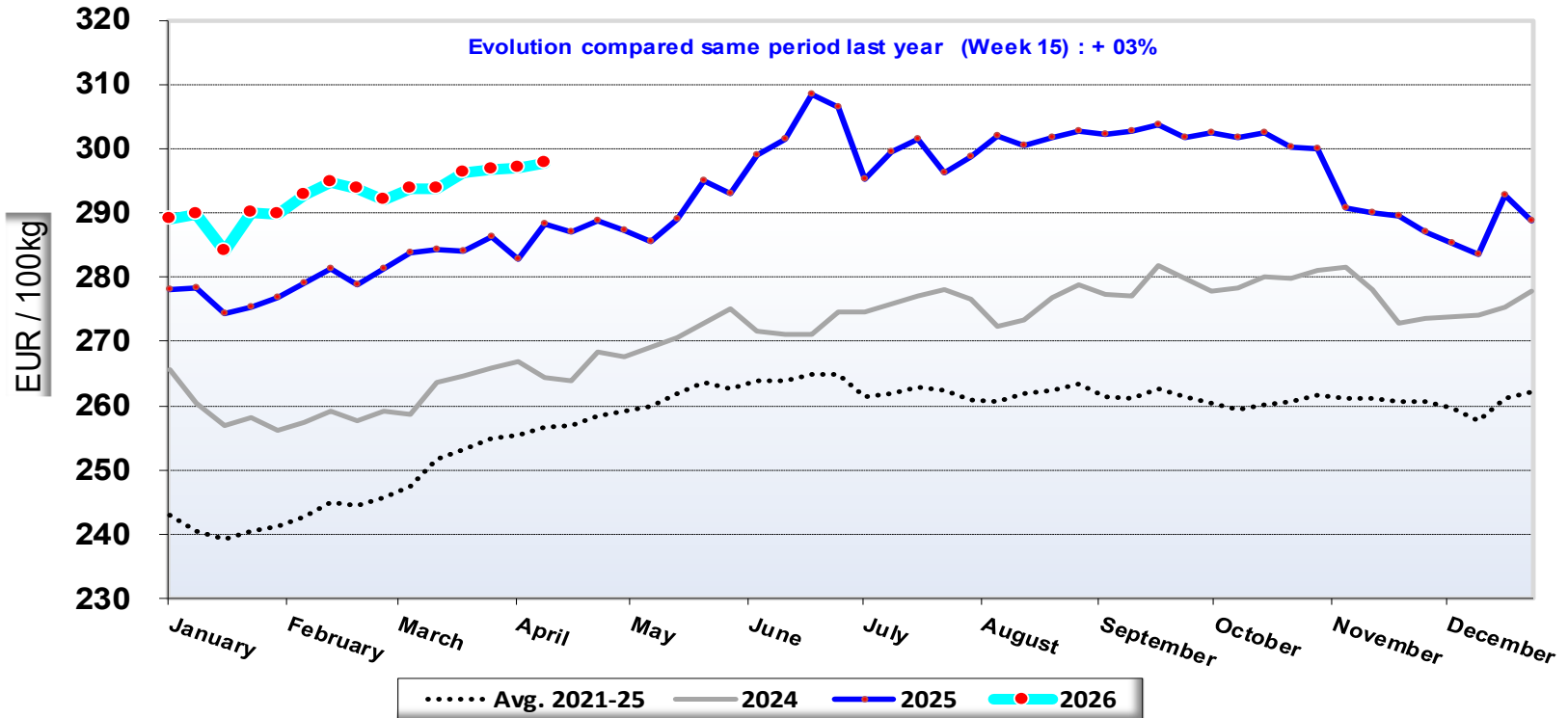
PRODUCTION

Change in Poultry Meat Production in %
2026/2025 (up to January)



Evolution of the weekly EU* average price for **Broiler**

Latest price ==> 298 EUR/100 kg



Source: MS notifications (Commission Implementing Regulation (EU) 2017/1185)

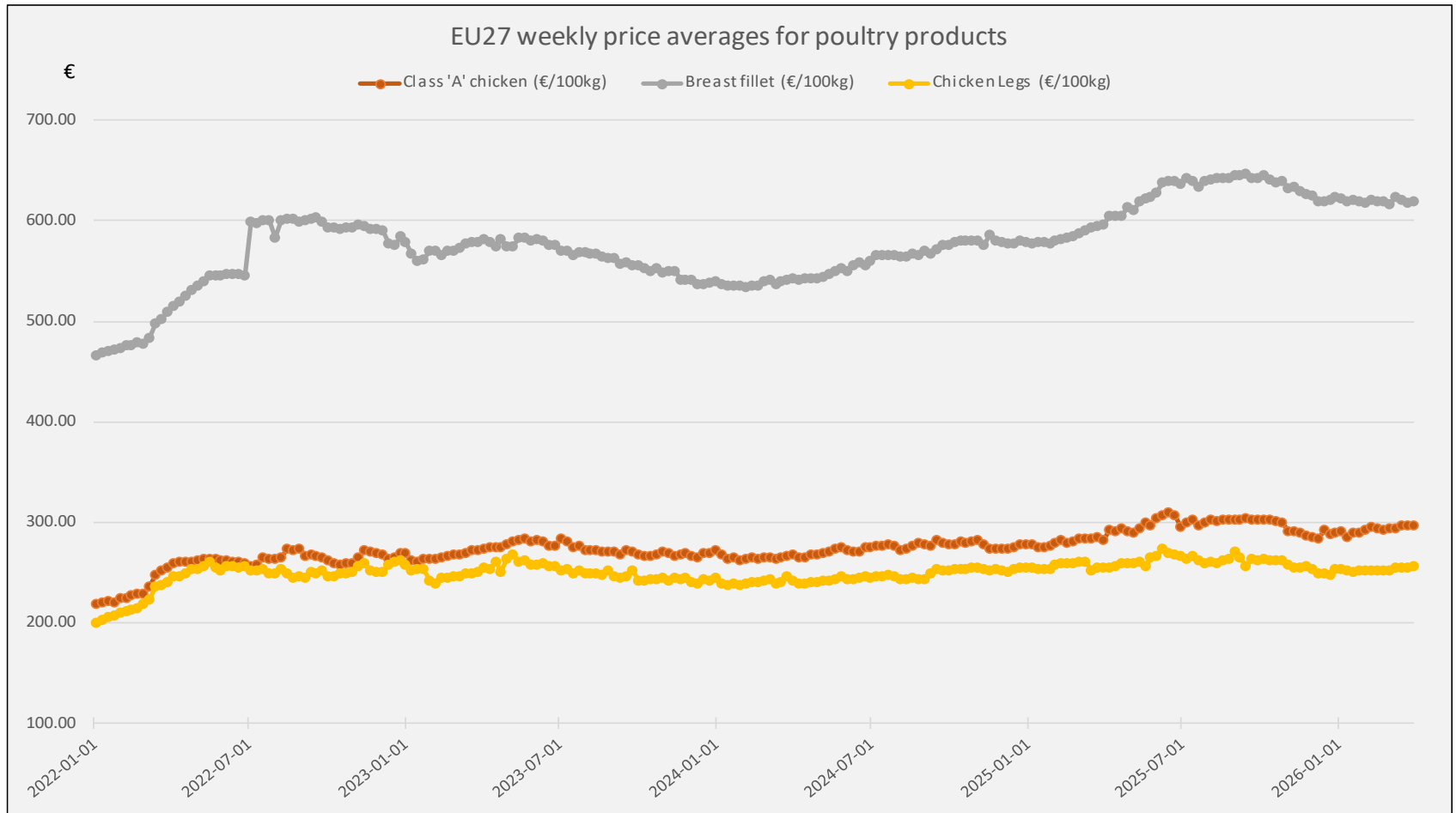
Source: MS notifications (Commission Implementing Regulation (EU) 2017/1185)
! Prices reported by MS are preliminary and may be subject to change !



PRICES

EU WEEKLY PRICES

EU Market Situation for Poultry



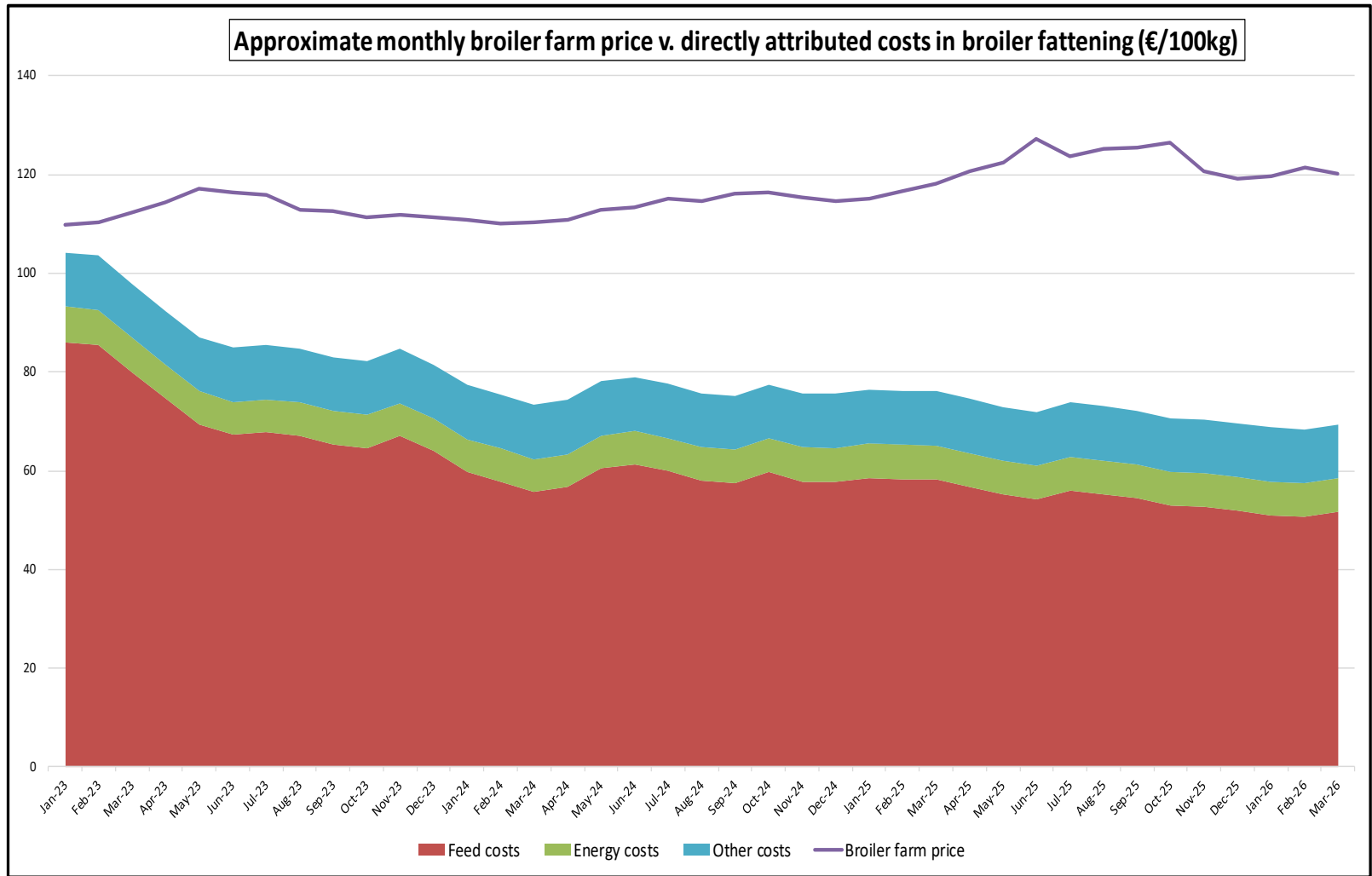
Week - 14	Class 'A' chicken	Breast fillet	Chicken Legs
EU27	297.05	620.03	256.47

Source: MS notifications (Commission Implementing Regulation (EU) 2017/1185)
! Prices reported by MS are preliminary and may be subject to change !

DG AGRI E3
23 April 2026



COST BROILER PRODUCTION



Please note that broiler farm prices are not directly available. Their estimation was obtained using a fixed rate of feed costs taken from FADN2019 and the % change of the monthly wholesale price of 'Class A chicken'.

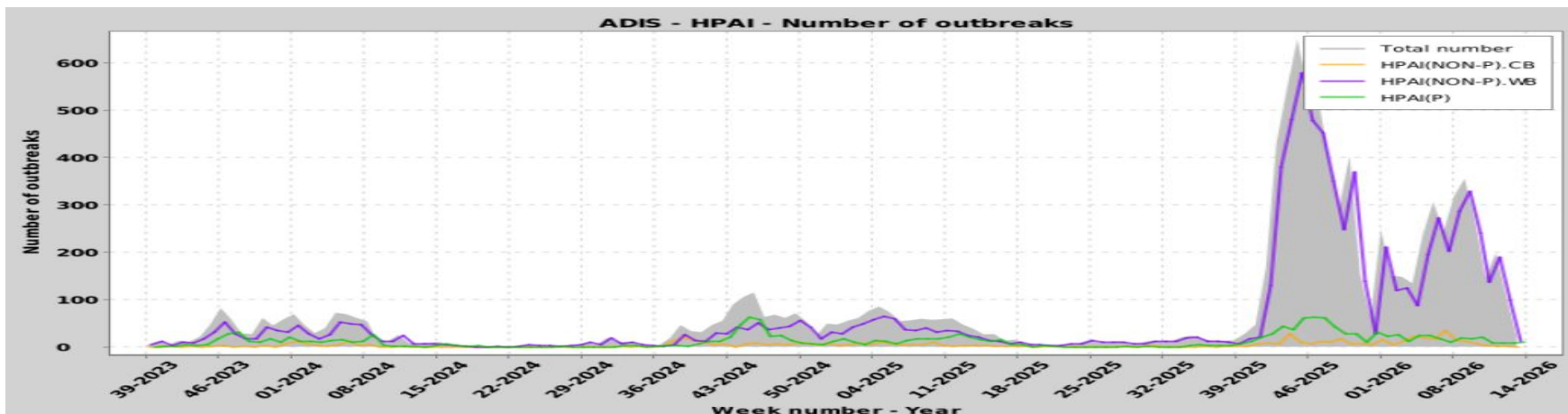


Highly pathogenic avian influenza (HPAI)

Number of outbreaks of HPAI and number of animals concerned by country (01/10/2025 – 09/04/2026)

Member State	Nr of outbreaks	Nr of animals	% of outbreaks	% of animals
PL	104	7,044,725	15.5%	30.4%
IT	63	3,180,804	9.4%	13.7%
DE	199	2,570,489	29.7%	11.1%
NL	44	2,210,147	6.6%	9.5%
ES	10	2,024,796	1.5%	8.7%
FR	121	1,928,428	18.1%	8.3%
BE	20	1,061,550	3.0%	4.6%
PT	12	898,346	1.8%	3.9%
DK	26	677,796	3.9%	2.9%
CZ	20	533,442	3.0%	2.3%
BG	15	410,588	2.2%	1.8%
SE	7	226,361	1.0%	1.0%
<i>Other MS</i>	29	402,031	4.3%	1.7%
Total	670	23,169,503	100.0%	100.0%

Species	Nr of outbreaks	Nr of animals	% of outbreaks	% of animals
Broiler/Chicken	78	3,750,424	11.6%	16.2%
Laying hen	111	12,849,094	16.6%	55.5%
Duck	145	1,771,688	21.6%	7.6%
Turkey	214	3,627,309	31.9%	15.7%
Goose	34	136,555	5.1%	0.6%
Quail	2	67,000	0.3%	0.3%
Guinea fowl	1	13,000	0.1%	0.1%
Pheasant	9	116,829	1.3%	0.5%
Mixed	61	361,846	9.1%	1.6%
No information	15	475,758	2.2%	2.1%
Total	670	23,169,503	100.0%	100.0%



EU exports of poultry meat to selected destinations

In tons of carcass weight

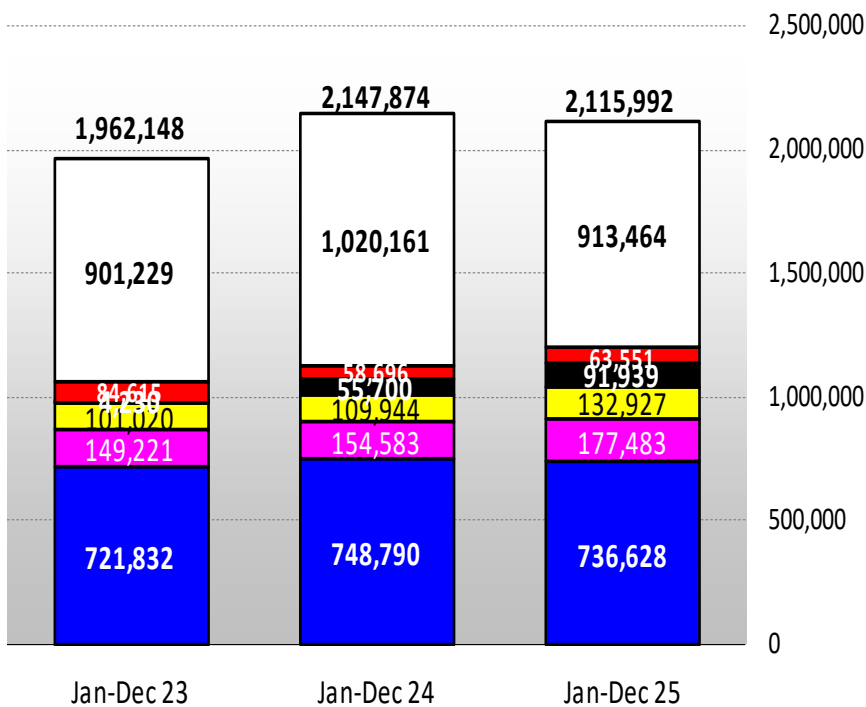
	2021		2022		2023		2024		Jan-Dec 25		Compared to Jan-Dec 24
	tonnes	%	tonnes	%	tonnes	%	tonnes	%	tonnes	%	
United Kingdom	725,611	32%	747,147	37%	721,832	37%	748,790	35%	736,628	34.8%	- 1.6%
Ghana	228,066	10%	156,828	8%	149,221	8%	154,583	7%	177,483	8.4%	+ 14.8%
Congo (Dem. Rep.)	139,852	6%	125,859	6%	101,020	5%	109,944	5%	132,927	6.3%	+ 20.9%
Philippines	81,155	4%	6,421	0%	4,230	0%	55,700	3%	91,939	4.3%	+ 65.1%
Ukraine	162,267	7%	105,730	5%	84,615	4%	58,696	3%	63,551	3.0%	+ 8.3%
Vietnam	31,784	1%	29,751	1%	54,198	3%	69,044	3%	59,485	2.8%	- 13.8%
Congo	30,303	1%	35,751	2%	46,737	2%	55,412	3%	55,594	2.6%	+ 0.3%
Switzerland	33,390	1%	33,798	2%	34,685	2%	41,300	2%	55,119	2.6%	+ 33.5%
Saudi Arabia	58,457	3%	74,590	4%	66,759	3%	66,994	3%	52,692	2.5%	- 21.3%
Mozambique	23,774	1%	26,657	1%	33,031	2%	41,734	2%	52,015	2.5%	+ 24.6%
<i>Other Destinations</i>	<i>737,714</i>	<i>33%</i>	<i>703,893</i>	<i>34%</i>	<i>665,818</i>	<i>34%</i>	<i>745,678</i>	<i>35%</i>	<i>638,558</i>	<i>30.2%</i>	<i>- 14.4%</i>
Extra-EU	2,252,374		2,046,425		1,962,148		2,147,874		2,115,992		
% change			- 9%		- 4%		+ 9%		- 1.5%		

EU exports of poultry meat to selected destinations

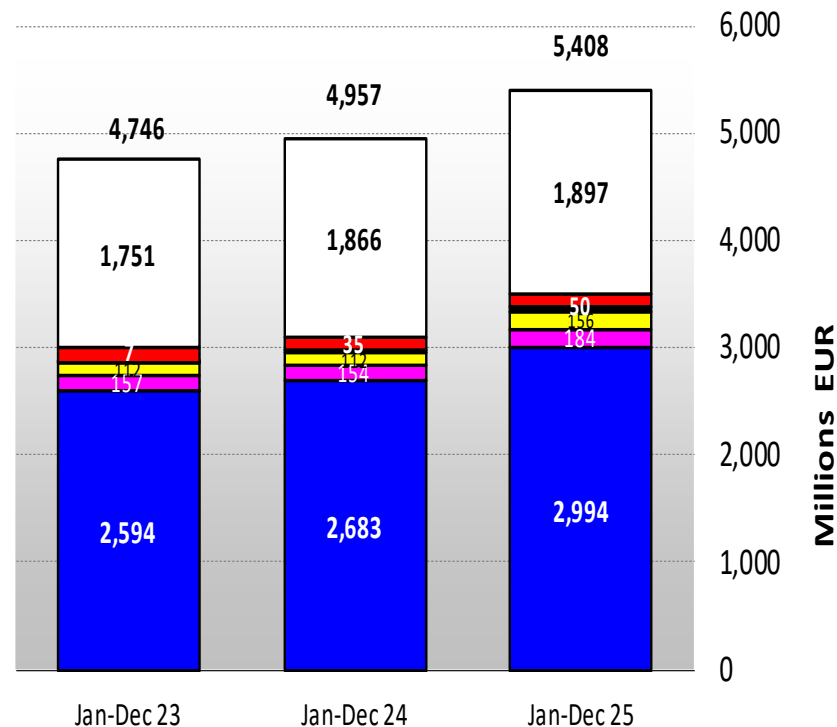
	2021		2022		2023		2024		Jan-Dec 25		Compared to Jan-Dec 24
	1000 euros	%	1000 euros	%	1000 euros	%	1000 euros	%	1000 euros	%	
United Kingdom	2,009,674	51%	2,652,569	67%	2,594,038	65%	2,683,168	68%	2,993,723	75.4%	+ 11.6%
Ghana	224,103	6%	168,114	4%	156,952	4%	153,999	4%	184,290	4.6%	+ 19.7%
Congo (Dem. Rep.)	116,553	3%	146,209	4%	112,110	3%	112,292	3%	156,135	3.9%	+ 39.0%
Philippines	57,220	1%	7,793	0%	6,571	0%	34,778	1%	50,151	1.3%	+ 44.2%
Ukraine	119,533	3%	102,675	3%	125,548	3%	106,334	3%	126,838	3.2%	+ 19.3%
Vietnam	35,592	1%	39,533	1%	67,601	2%	86,184	2%	72,713	1.8%	- 15.6%
Congo	26,636	1%	36,448	1%	42,776	1%	47,476	1%	47,758	1.2%	+ 0.6%
Switzerland	179,202	5%	210,063	5%	221,569	6%	244,045	6%	296,809	7.5%	+ 21.6%
Saudi Arabia	93,283	2%	159,672	4%	128,754	3%	138,371	3%	89,410	2.3%	- 35.4%
Mozambique	16,391	0%	20,457	1%	25,923	1%	30,842	1%	37,577	0.9%	+ 21.8%
<i>Other Destinations</i>	<i>1,094,168</i>	<i>28%</i>	<i>1,194,522</i>	<i>30%</i>	<i>1,264,206</i>	<i>32%</i>	<i>1,319,286</i>	<i>33%</i>	<i>1,352,303</i>	<i>34.0%</i>	<i>+ 2.5%</i>
Extra-EU	3,972,355		4,738,057		4,746,048		4,956,776		5,407,708		
% change			+ 19%		+ 0%		+ 4%		+ 9.1%		

EU poultry meat exports (by destination)

EU EXPORTS of Poultry Meat (TONNES cwe)



EU EXPORTS of Poultry Meat (Millions EUR)



■ United Kingdom ■ Ghana ■ Congo (Dem. Rep.)
■ Philippines ■ Ukraine Other destinations *

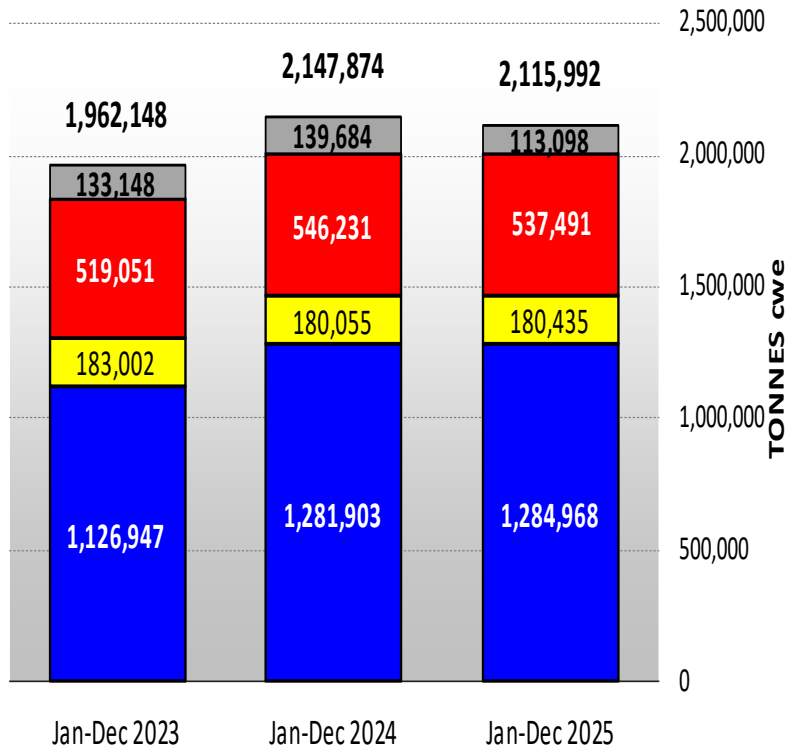
■ United Kingdom ■ Ghana ■ Congo (Dem. Rep.)
■ Philippines ■ Ukraine Other destinations *

* countries trading less than 89 (Millions EUR)



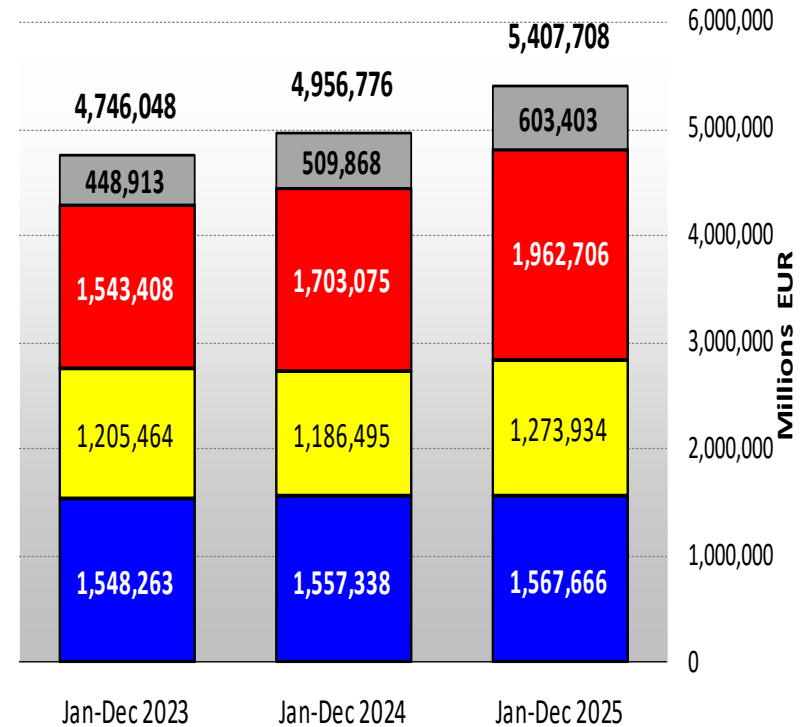
EU poultry meat exports (by meat type)

EU EXPORTS of Poultry Meat (TONNES cwe)



■ FROZEN ■ PREPARED ■ FRESH ■ OTHERS

EU EXPORTS of Poultry Meat (Millions EUR)



■ FROZEN ■ PREPARED ■ FRESH ■ OTHERS

EU Imports of poultry meat from selected origins

In tons of carcass weight

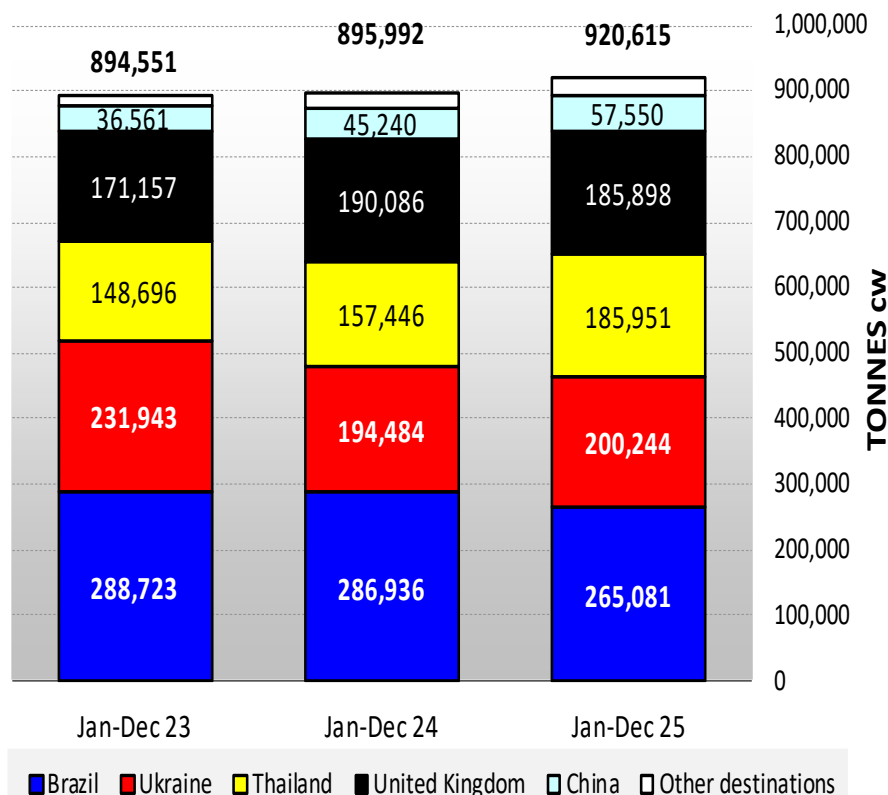
	2021		2022		2023		2024		Jan-Dec 25		Compared to Jan-Dec 24
	tonnes	%	tonnes	%	tonnes	%	tonnes	%	tonnes	%	
Brazil	251,887	32%	299,536	35%	288,723	32%	286,936	32%	265,081	28.8%	- 7.6%
Ukraine	102,892	13%	160,697	19%	231,943	26%	194,484	22%	200,244	21.8%	+ 3.0%
Thailand	130,658	16%	131,954	15%	148,696	17%	157,446	18%	185,951	20.2%	+ 18.1%
United Kingdom	274,667	34%	210,738	25%	171,157	19%	190,086	21%	185,898	20.2%	- 2.2%
China	20,916	3%	32,864	4%	36,561	4%	45,240	5%	57,550	6.3%	+ 27.2%
Argentina	3,151	0%	4,096	0%	4,079	0%	6,711	1%	9,353	1.0%	+ 39.4%
Bosnia-Herz.	1,608	0%	3,000	0%	2,889	0%	3,925	0%	3,490	0.4%	- 11.1%
<i>Other Destinations</i>	<i>11,279</i>	<i>1%</i>	<i>8,541</i>	<i>1%</i>	<i>10,504</i>	<i>1%</i>	<i>11,164</i>	<i>1%</i>	<i>13,049</i>	<i>1.4%</i>	
Extra-EU	797,056		851,427		894,551		895,992		920,615		
% change			+ 7%		+ 5%		+ 0%		+ 2.7%		

EU Imports of poultry meat from selected origins

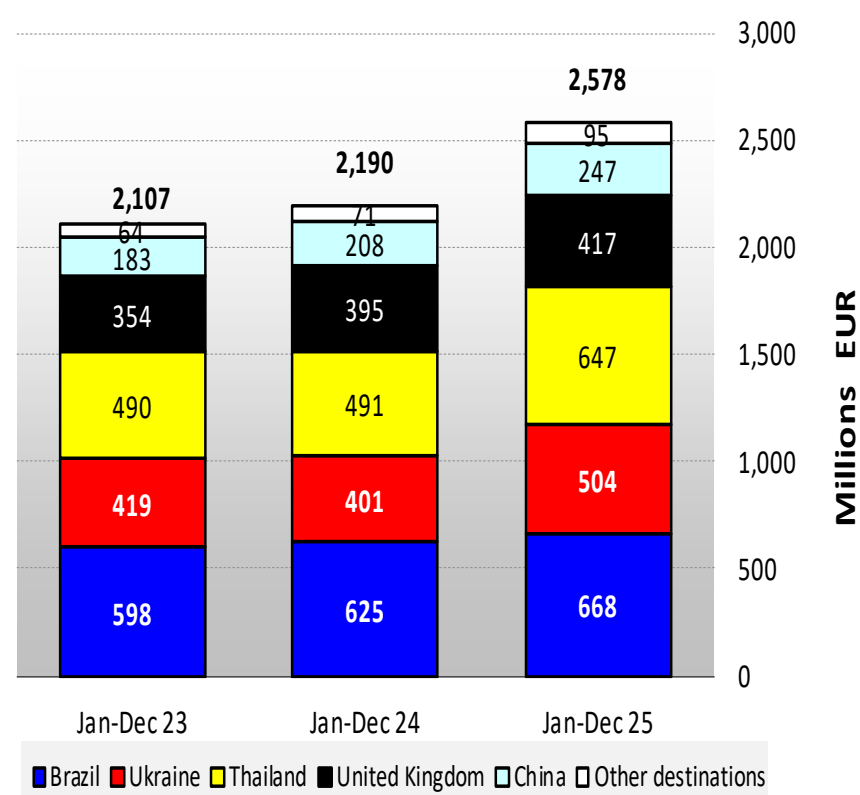
	2021		2022		2023		2024		Jan-Dec 25		Compared to Jan-Dec 24
	1000 euros	%	1000 euros	%	1000 euros	%	1000 euros	%	1000 euros	%	
Brazil	388,472	29%	669,772	31%	598,220	28%	624,713	29%	668,374	25.9%	+ 7.0%
Ukraine	166,208	12%	324,836	15%	418,539	20%	400,679	18%	503,607	19.5%	+ 25.7%
Thailand	317,487	24%	519,175	24%	490,197	23%	490,902	22%	647,399	25.1%	+ 31.9%
United Kingdom	327,273	24%	369,160	17%	353,615	17%	395,143	18%	416,660	16.2%	+ 5.4%
China	95,081	7%	186,175	9%	183,071	9%	207,880	9%	247,237	9.6%	+ 18.9%
Argentina	6,508	0%	11,463	1%	11,360	1%	16,070	1%	20,897	0.8%	+ 30.0%
Bosnia-Herz.	10,345	1%	10,728	1%	9,362	0%	17,175	1%	11,478	0.4%	- 33.2%
Norway	7,914	1%	8,286	0%	8,888	0%	10,582	0%	22,661	0.9%	+++
Switzerland	5,300	0%	8,975	0%	6,730	0%	6,205	0%	9,598	0.4%	+ 54.7%
Chile	6,019	0%	1,537	0%	7,254	0%	7,910	0%	7,280	0.3%	- 8.0%
<i>Other Destinations</i>	<i>15,466</i>	<i>1%</i>	<i>18,949</i>	<i>1%</i>	<i>20,191</i>	<i>1%</i>	<i>13,051</i>	<i>1%</i>	<i>23,187</i>	<i>0.9%</i>	
Extra-EU	1,346,074		2,129,057		2,107,427		2,190,309		2,578,379		
% change			+ 58%		- 1%		+ 4%		+ 17.7%		

EU poultry meat imports (by origin)

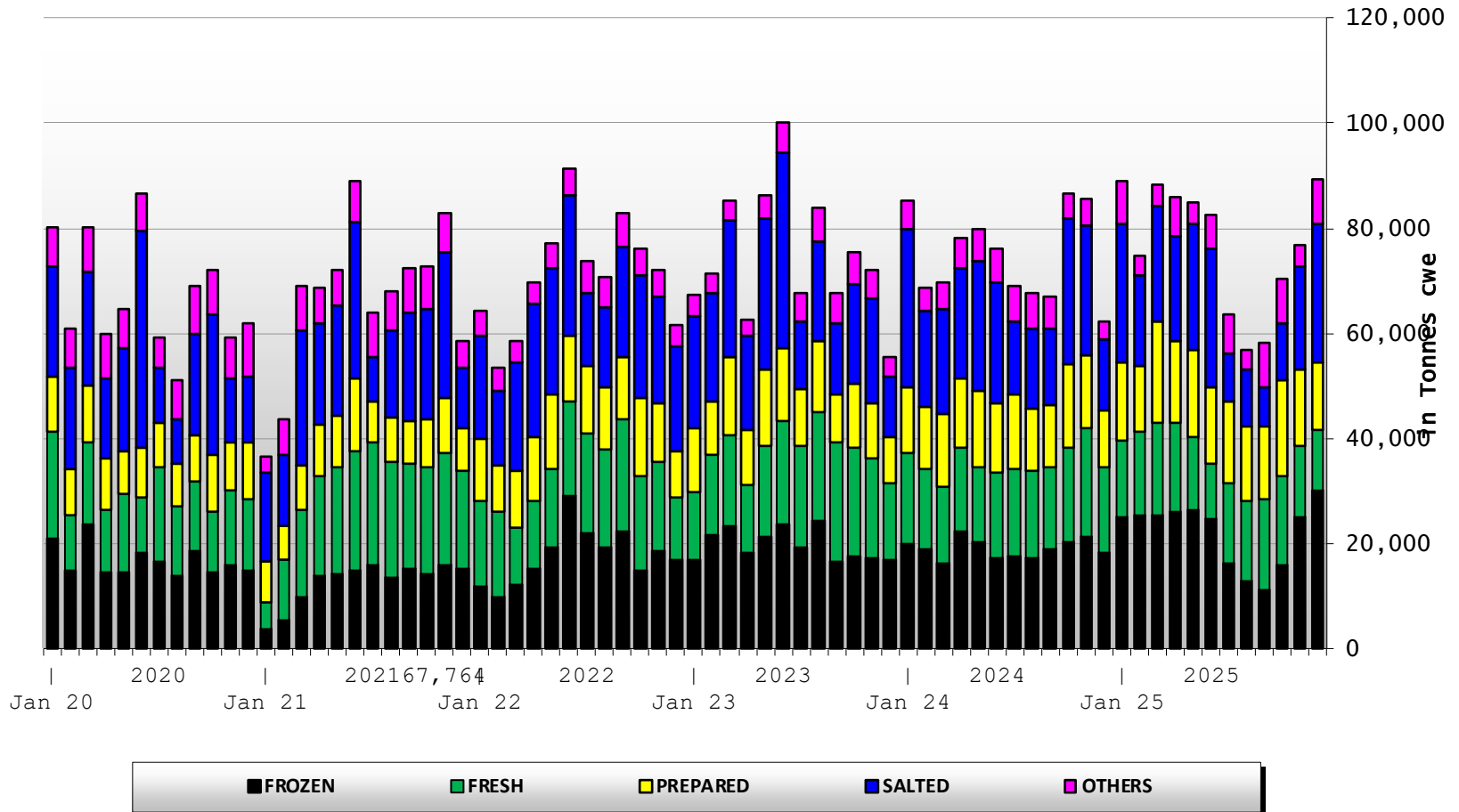
EU IMPORTS of Poultry Meat (TONNES cwe)



EU IMPORTS of Poultry Meat (Millions EUR)

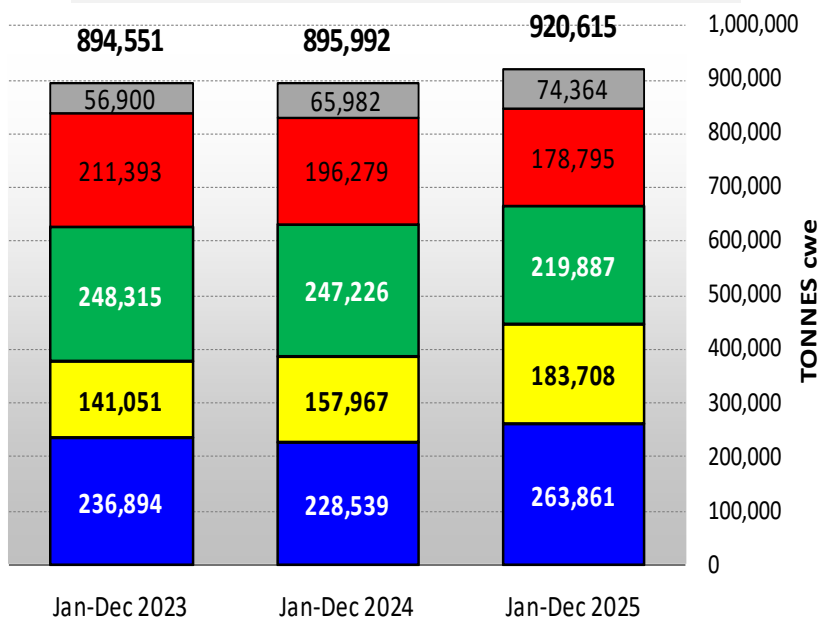


Imports of selected Poultry products



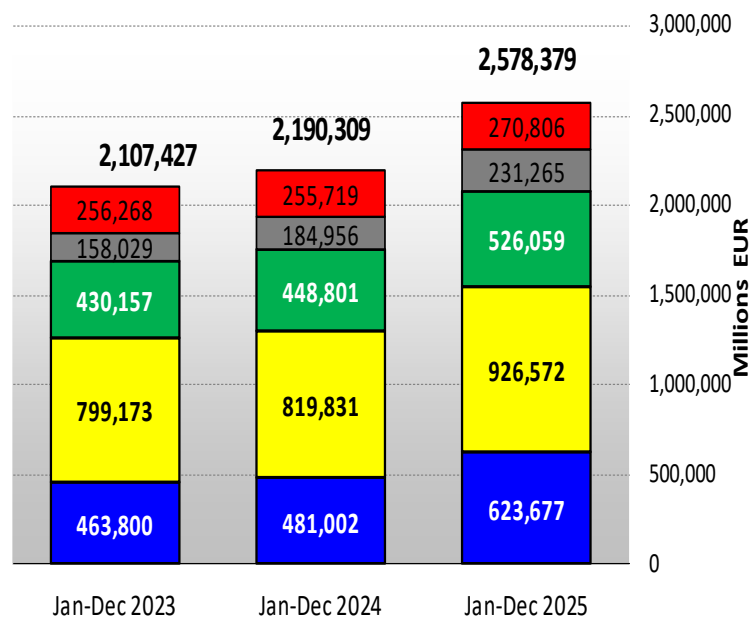
EU poultry meat imports (by meat type)

EU IMPORTS of Poultry Meat (TONNES cwe)



■ FROZEN ■ PREPARED ■ SALTED ■ FRESH ■ OTHERS

EU IMPORTS of Poultry Meat (Millions EUR)

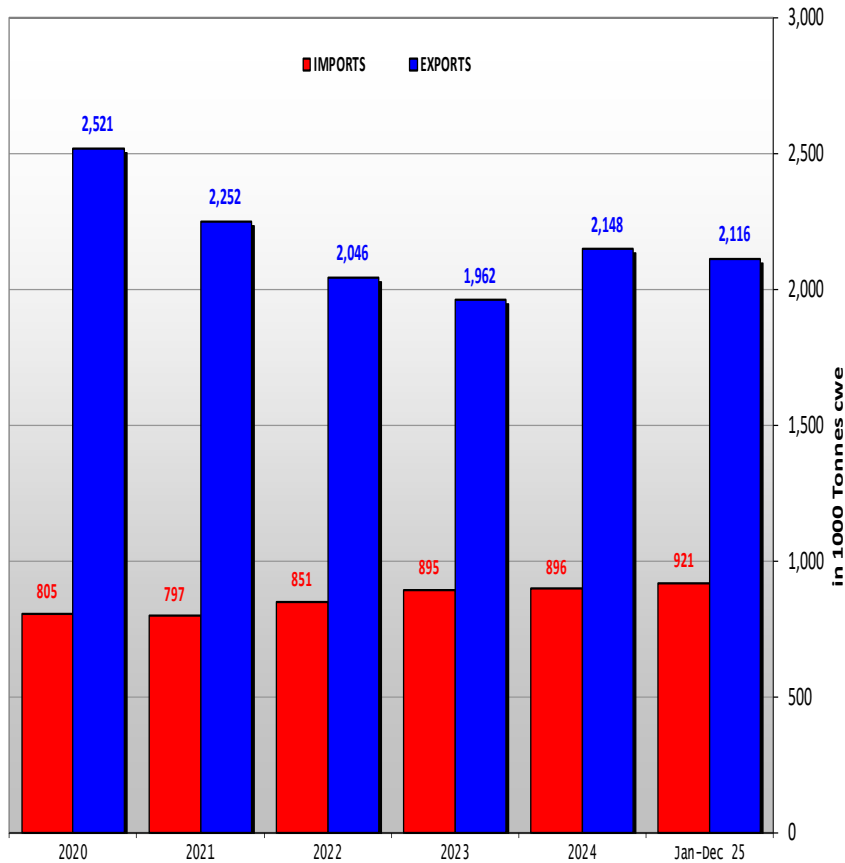


■ FROZEN ■ PREPARED ■ SALTED ■ OTHERS ■ FRESH

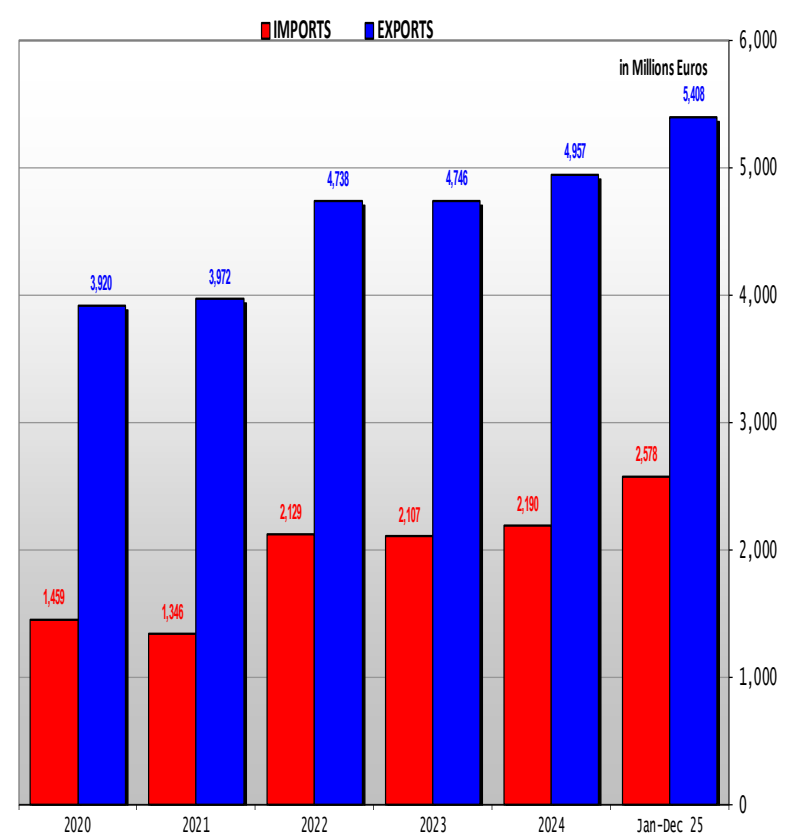
TRADE

BALANCE

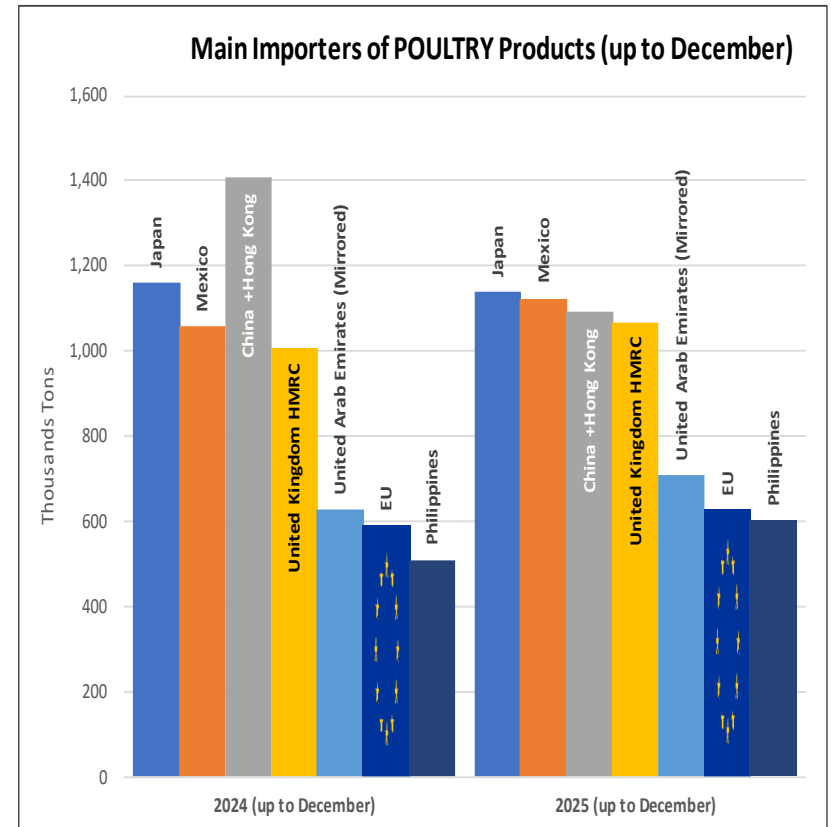
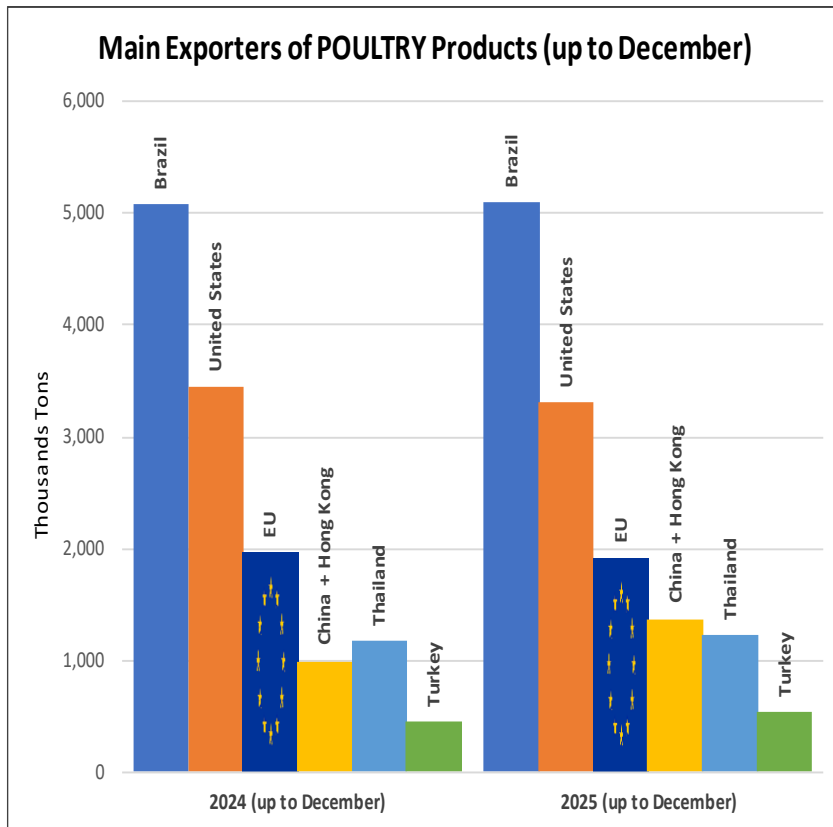
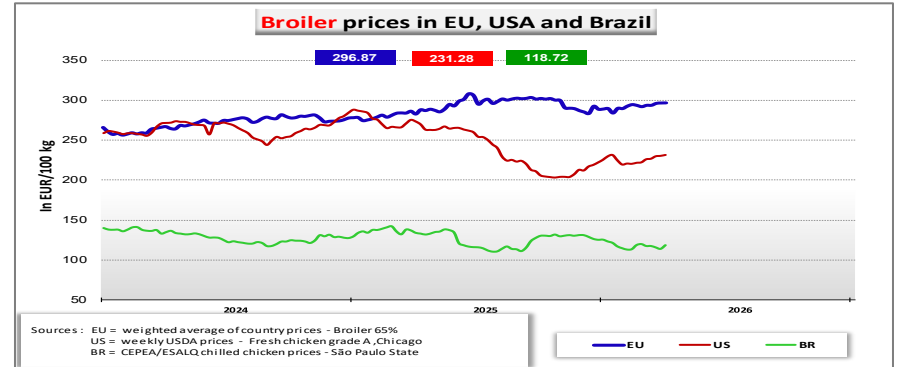
in 1000 tons cwe



in million EUR



INTERNATIONAL



Where to find information

- **Poultry overview:**
- https://ec.europa.eu/info/food-farming-fisheries/animals-and-animal-products/animal-products/poultry-meat_en
- **Poultry market monitoring:**
- https://ec.europa.eu/info/food-farming-fisheries/animals-and-animal-products/animal-products/poultry-meat_en#marketmonitoring
- **Poultry dashboard:**
- https://ec.europa.eu/info/sites/info/files/food-farming-fisheries/farming/documents/poultry-meat-dashboard_en.pdf
- **Poultry and eggs data portal:**
- <https://agridata.ec.europa.eu/extensions/DataPortal/eggs-and-poultry.html>

Thank you



© European Union 2024

Unless otherwise noted the reuse of this presentation is authorised under the [CC BY 4.0](https://creativecommons.org/licenses/by/4.0/) license. For any use or reproduction of elements that are not owned by the EU, permission may need to be sought directly from the respective right holders.

